







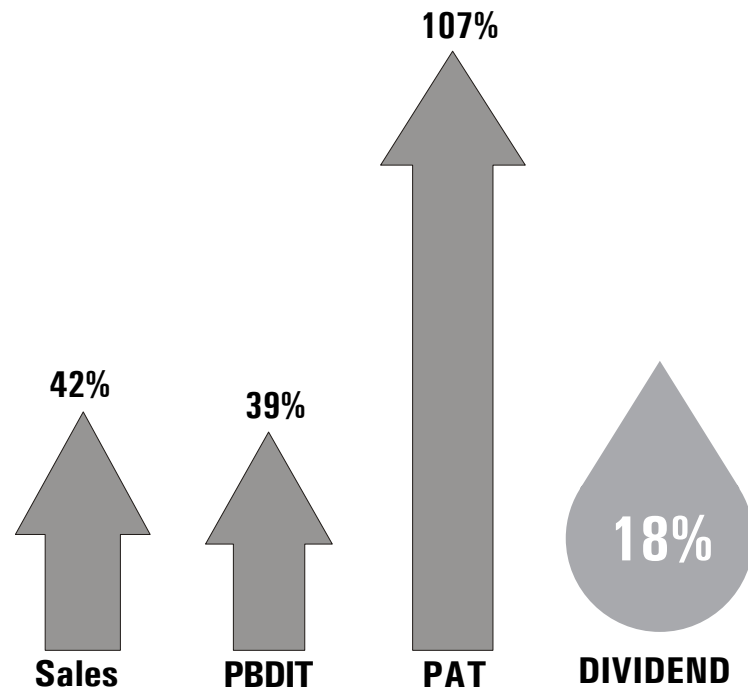
Beyond Irrigation, Beyond India

Integrating across the world in Agriculture and Plastics!

(Rs. in Crores)

ACQUISITIONS (2005-06)

-  **Chapin Watermatics, USA** Micro Irrigation
-  **Eurodrip S.A., Greece (7.5%)** Micro Irrigation
-  **NuCedar Plastics, USA (51%)** Plastic Sheets
-  **LMP Gujarat Agro, Baroda** Onion Dehydration
-  **Parle Bisleri, Mango Div. Chittoor** Food Processing
-  **Terra Agro, Coimbatore** Hi-tech Agriculture



AUDITED WORKING RESULTS FOR THE QUARTER / YEAR ENDED MARCH 2006

Particulars	Quarter Ended		Audited Year Ended		Audited Year Ended	
	NineMonths Ended Unaudited	Quarter Ended Audited		Standalone		Audited Year Ended Consolidated
	31-Dec-05	31-Mar-06	31-Mar-05	31-Mar-06	31-Mar-05	31-Mar-06
1. Net Sales/Income from Operations	528.93	329.97	218.87	858.90	604.81	842.53
2. Other Income	3.26	14.38	1.93	17.64	5.12	25.67
Total Income	532.19	344.35	220.80	876.54	609.93	868.20
Total Expenditure						
a) (Increase)/Decrease in Stock In Trade	(36.22)	22.54	16.59	(13.68)	(16.71)	(45.68)
b) Consumption of Raw Materials	365.08	189.80	134.06	554.88	400.09	555.32
c) Manufacturing Expenses	39.28	21.76	8.12	61.04	40.62	61.04
d) Staff Cost	22.04	8.04	5.74	30.08	24.26	35.68
e) Selling & Distribution Expenditure	36.92	25.29	15.51	62.21	43.66	74.26
f) Other Expenditure	20.71	23.98	6.20	44.69	19.37	52.08
3. Total Expenditure	447.81	291.41	186.22	739.22	511.29	732.70
4. PBDIT	84.38	52.94	34.58	137.32	98.64	135.50
5. Interest	33.87	13.24	11.00	47.11	44.41	50.41
6. Depreciation	17.40	8.86	5.98	26.26	22.00	26.73
7. Profit / (Loss) Before Tax	33.11	30.84	17.60	63.95	32.23	58.36
8. Extra Ordinary Expenses/(Income)	(1.15)	(4.05)	-	(5.20)	-	(5.20)
9. Prior Year Expenses	0.03	(0.03)	-	-	-	-
10. Deferred Tax Liability/(Asset)	-	1.28	(0.17)	1.28	(0.17)	1.28
11. Fringe Benefit Tax	0.25	0.45	-	0.70	-	0.70
12. Net Profit / (Loss)	33.98	33.19	17.77	67.17	32.40	61.58
13. Paid Up Equity Share Capital	58.35	58.35	58.35	58.35	58.35	58.35
14. Reserves Excluding Revaluation Reserves				204.35	176.56	169.03
15. EPS for the period for YTD and previous years without annualising (As per AS-20)						
Basic	5.82	4.97	3.07	10.79	5.87	9.83
Diluted	5.82	4.96	3.07	10.78	5.87	9.80
16. Non Promoters Share Holding						
I) No of Shares	40,565,729	40,579,179	40,565,729	40,579,179	40,565,729	40,579,179
II) % of Share holding	69.52%	69.54%	69.52%	69.54%	69.52%	69.52%

QUARTERLY / YEARLY REPORTING OF SEGMENT WISE REVENUE, RESULTS AND CAPITAL EMPLOYED UNDER CLAUSE 41 OF THE LISTING AGREEMENT

Particulars	Quarter Ended		Audited Year Ended		Audited Year Ended	
	Audited		Standalone		Consolidated	
	31-Mar-06	31-Mar-05	31-Mar-06	31-Mar-05	31-Mar-06	31-Mar-05
1. Segment Revenue						
a) Hi-tech Agri Input Products	155.03	115.61	396.38	281.98	396.38	280.70
b) Industrial Products	174.94	103.26	462.52	322.83	446.15	319.58
Net Sales Income From Operations	329.97	218.87	858.90	604.81	842.53	600.28
2. Segment Result Profit / (Loss) before tax & interest from segment						
a) Hi-tech Agri Input Products	27.96	19.35	74.74	48.38	74.74	46.83
b) Industrial Products	31.57	14.27	76.94	49.74	74.65	45.00
Total	59.53	33.62	151.68	98.12	149.39	91.83
Less: i) Interest	13.24	11.00	47.11	44.41	50.41	45.85
ii) Other un-allocable expenditure (net of un-allocable income)	15.45	5.02	40.62	21.48	40.62	23.17
Profit / (Loss) Before Tax	30.84	17.60	63.95	32.23	58.36	22.81
3. Capital Employed (Segment Assets-Segment Liabilities) Based on estimates in terms of available data						
a) Hi-tech Agri Input Products	346.38	185.55	346.38	185.55	365.35	178.45
b) Industrial Products	275.87	260.11	275.87	260.11	340.59	245.55
c) Others	333.04	140.18	333.04	140.18	251.48	123.64
Total	955.29	585.84	955.29	585.84	957.41	547.64

Notes: 1) The revenue and results figure given above are directly identifiable to respective segments and expenditure on common services incurred at the corporate level are not directly identifiable to respective segments have been shown as "Other Unallocable Expenditure." 2) The capital employed figures given above are directly identifiable to respective segments and Capital Employed for corporate services and head-office have been shown as "Others". 3) Increase in capital employed under others in due to increase in overseas investments and unutilized ZCCB funds.

Notes: 1) The figures have been regrouped, rearranged, reclassified or reworked as necessary to conform to the current year accounting treatment. 2) Pursuant to Scheme of Amalgamation under section 391-394 of the Companies Act, 1956, between the Company and the Terra Agro Technologies Limited, sanctioned by the Hon'ble High Court of Judicature at Bombay & Madras respectively dated 21-April-2006 and 26-June-2006, effective from appointed date, 1-April-2005. The effects have been given in terms of Accounting Standard (AS-14) Accounting for Amalgamation under the "pooling of interest" method and to the accounting treatment paragraph in the Scheme sanctioned as above. 3) The loss of Rs. 4.05 crores for FY 2005-06 related to Terra Agro Technologies Ltd. (TATL) is adjusted against contingency reserve under Amalgamation scheme with TATL and is shown under the head Extraordinary income. 4) Other income includes Rs.10.52 crores resulting out of reversal of provisions against loans & advances made in earlier years. These loans & advances now have been written off. Therefore there is no impact on the profit for the year. 5) The Board of Directors have recommended dividend of Rs. 1.80 per share, after declaring Preference share dividend for current & earlier years. 6) The Company has received and disposed off 39 Investor complaints during the quarter ended 31-March-2006. There were no investor complaints pending at the beginning or at the end of the quarter. 7) The audited results have been taken on record at a meeting by the Audit Committee and the Board of Directors of the Company on 27-June-2006.

For Jain Irrigation Systems Ltd.,

27-June-2006,
Jalgaon.

Sd/-
Anil B. Jain,
Managing Director

 **JAIN™**

Jain Irrigation Systems Ltd.

Small Ideas. Big Revolutions.®

Regd. Off: Jain Plastic Park, N.H.No.6, Bambhori, Jalgaon - 425 001.

